

**CONTRACTOR NOTES:**

1) ACCESS PANELS (20X20 MINIMUM) SHOULD BE PROVIDED FOR BUILDING MAINTENANCE AND MUST BE LOCATED FOR REASONABLE ACCESS TO EQUIPMENT OR BARRIERS INSTALLED IN THE ATTIC OR OTHER CONCEALED SPACES.

**FLOOR PLAN LEGEND**

- EXTERIOR WALL - EXTERIOR BRICK FACE W/ INTERIOR DRYWALL FACED 2x4 WOOD STUD LOAD BEARING WALL
- INTERIOR WALL - DRYWALL EACH SIDE OF WOOD STUDS @ 16" O.C.
- 1 HR. FIREWALL - WALL TO TERMINATE INTO ROOF SUPPORTS ABOVE (UL DESIGN NO. U305)
- 2 HR. FIREWALL - WALL TO TERMINATE INTO ROOF STRUCTURE ABOVE (UL DESIGN NO. U301)

**GENERAL FLOOR PLAN NOTES:**

- 1) THE RESTROOM CALLOUTS ON THIS SHEET REFERENCE ALL THE DIFFERENT TYPES OF RESTROOMS IN THIS PROJECT (SEE TITLE ROOM NUMBERS BELOW THE RESTROOM PLANS ON SHEET A10.0). OTHER RESTROOMS MAY BE OPPOSITE ORIENTATION, BUT ALL REFLECT THE SAME LAYOUT & DIMENSIONS.
- 2) CONTRACTOR TO COORDINATE ALL WALL LOCATIONS, HEIGHTS & THICKNESSES WITH STRUCTURAL DRAWINGS.
- 3) THE INTERIOR ELEVATION CALLOUTS ON THIS SHEET REFERENCE MAJORITY OF ALL THE DIFFERENT TYPES OF INTERIOR ELEVATIONS IN THIS PROJECT. SIMILAR ROOMS WILL EITHER HAVE AN IDENTICAL LAYOUT OR AN OPPOSITE LAYOUT, EXCEPT FOR M2.1/A11.0 THROUGH P2.1/A11.0.
- 5) ALL PENETRATIONS THROUGH 1 & 2 HOUR FIREWALLS AND 1 HOUR RATED CEILING NEEDS TO BE FIRE SEALED PER CODE TO MAINTAIN THE INTEGRITY OF THE FIRE ASSEMBLY.
- 6) SEE FOOD SERVICE EQUIPMENT PLANS FOR SPECIFICATIONS ON KITCHEN EQUIPMENT INCLUDING BRAND, TYPE & SIZE. ALL KITCHEN EQUIPMENT TO BE COMMERCIAL STAINLESS STEEL.

**FLOOR PLAN KEY NOTES:**

**R# - ROOM KEY NOTES**

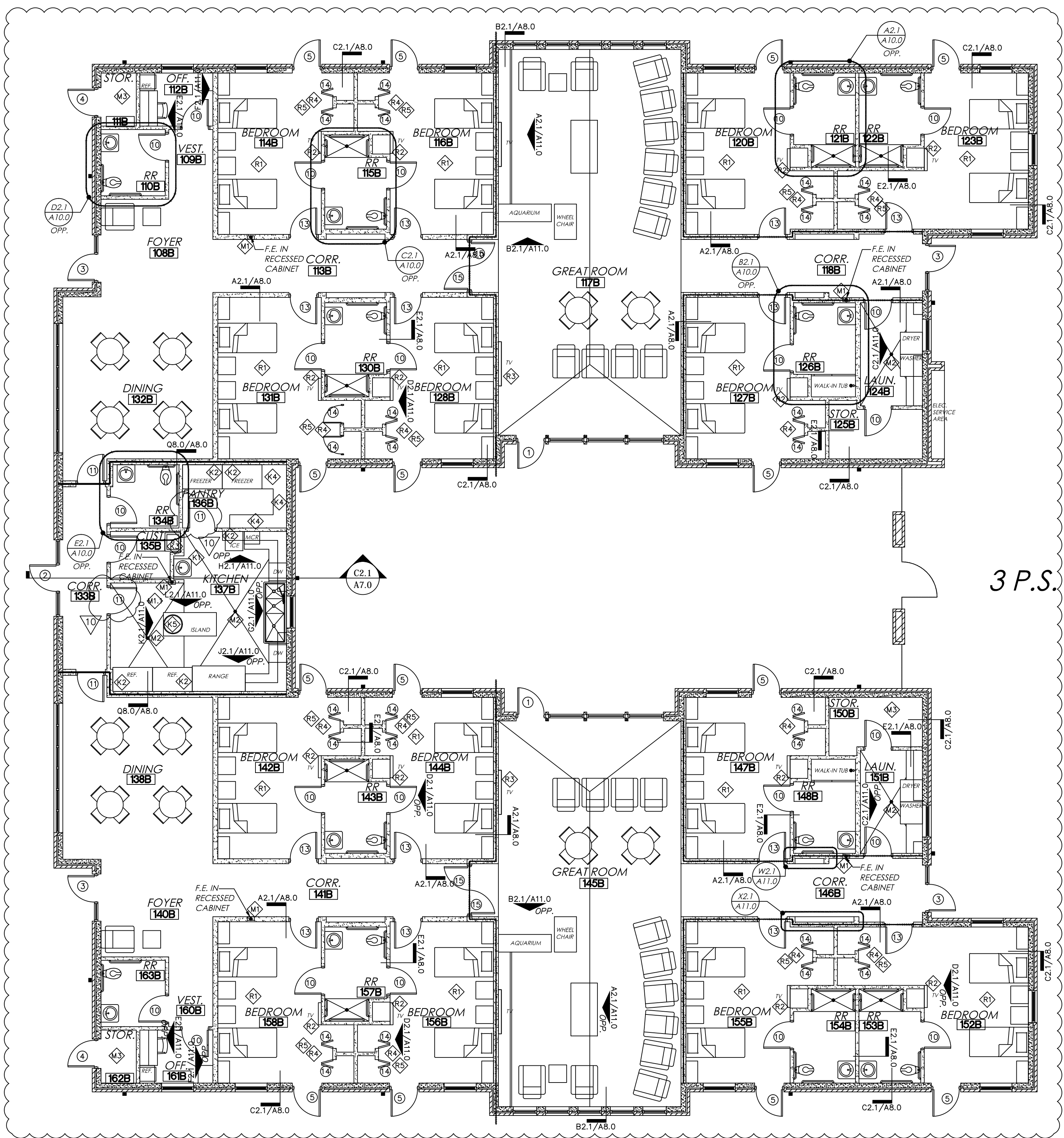
- IF THE RESIDENT DOES NOT SUPPLY THEIR OWN FURNISHINGS THE FACILITY IS REQUIRED TO PROVIDE THEM WITH A BED, CHAIR, TABLE OR DRESSER, AND ENCLOSED CLOSET SPACE FOR CLOTHING AND PERSONAL BELONGINGS. DRAWER SPACE MUST BE PROVIDED.
- CONTRACTOR TO MOUNT TV A MINIMUM OF 5'-6" A.F.F. TO THE BOTTOM OF THE TV. CONTRACTOR IS ALSO TO ENSURE TV DOES NOT PROTRUDE FROM WALL FACE MORE THAN 4".
- THE CONTRACTOR IS TO ENSURE THE TV IN ROOMS 117A, 117B, 145A, & 145B DOES NOT PROTRUDE FROM WALL FACE MORE THAN 4".
- CLOSET DOOR CLEAR WIDTH OPENING NEEDS TO BE 32" @ ALL CLOSETS (CONTRACTOR TO SUPPLY DOORS AND/OR CREATE A LARGER OPENING TO MEET 32" OPEN WIDTH REQUIREMENTS).
- AT LEAST ONE CLOSET IN THE DESIGNATED ACCESSIBLE UNITS. CONTRACTOR WILL SUPPLY AND INSTALL SHELF/ROD AT THE REQUIRED MAXIMUM HEIGHT (FOR A FRONT APPROACH 48" A.F.F.) ALLOWED BY IAS. REFER DETAIL K2.1/A11.0

**K# - KITCHEN AREA KEY NOTES**

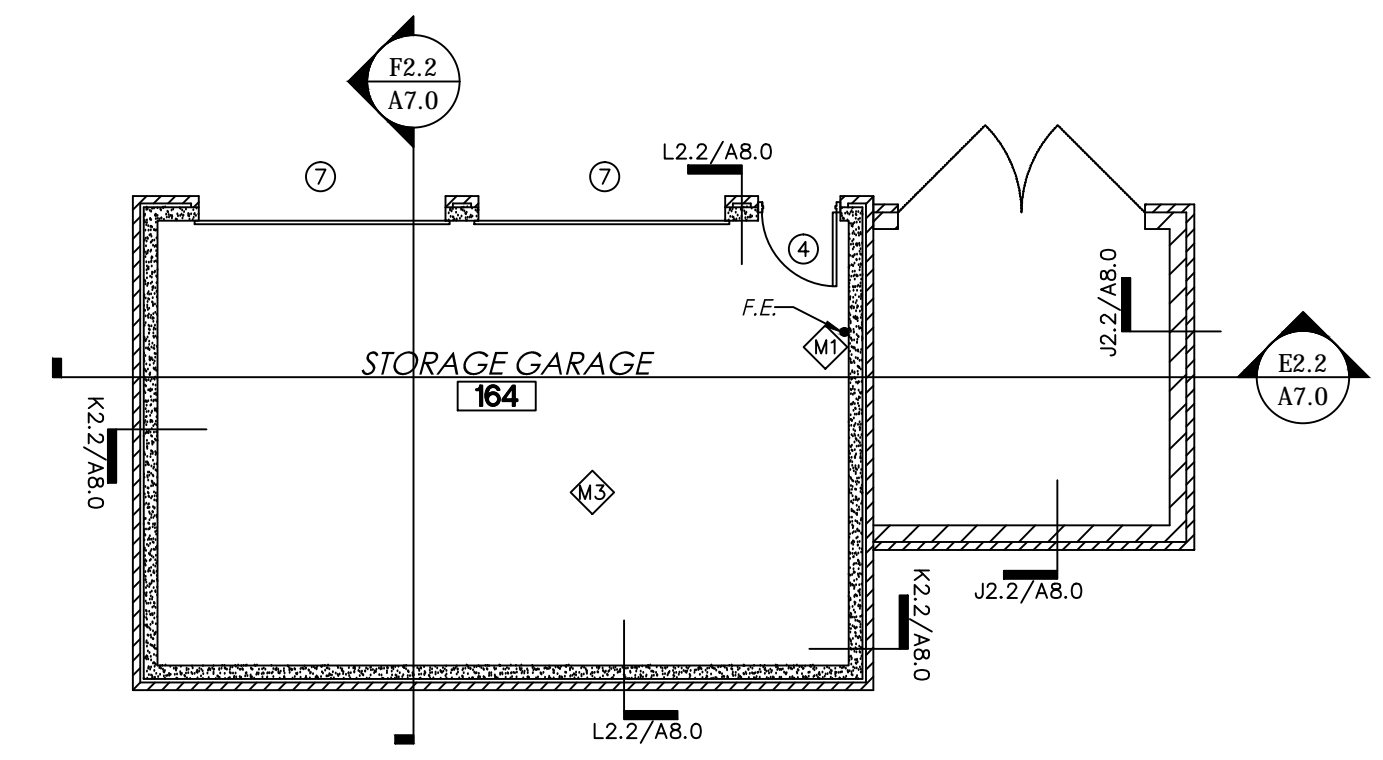
- THE KITCHEN MUST BE SUPPLIED WITH A HAND-WASHING LAVATORY IN THE FOOD PREPARATION AREA WITH HOT AND COLD WATER, SOAP, TOWEL DISPENSER, AND WASTE RECEPTACLE. THE DISH ROOM AREA MUST HAVE READY ACCESS TO A HAND WASH LAVATORY (SEE RR PLAN E2.1/A10.0).
- THE KITCHEN EQUIPMENT CALLED OUT BY THIS KEY NOTE IS ON CASTERS AND CAN BE MOVED AS NECESSARY FOR CLEANING PURPOSES.
- THE CONTRACTOR WILL SUPPLY AND INSTALL CODE COMPLIANT FLOOR MOUNTED MOP SINK WITH FIBERGLASS REINFORCED PANELS INSTALLED ON WALLS (BEHIND SINK) INDICATED FROM FINISH FLOOR TO 8'-0" A.F.F. MINIMUM.
- CONTRACTOR INSTALLED FOOD STORAGE SHELVES. CONTRACTOR TO LEAVE REQUIRED 18" SPACE ON PULL SIDE OF DOOR TO COMPLY WITH ADA STANDARDS.
- ROUND TRASH CAN ON CASTERS TO BE STORED UNDERNEATH KITCHEN ISLAND (AS SHOWN) IN CUBBY WHEN NOT IN USE.

**M# - MISCELLANEOUS KEY NOTES**

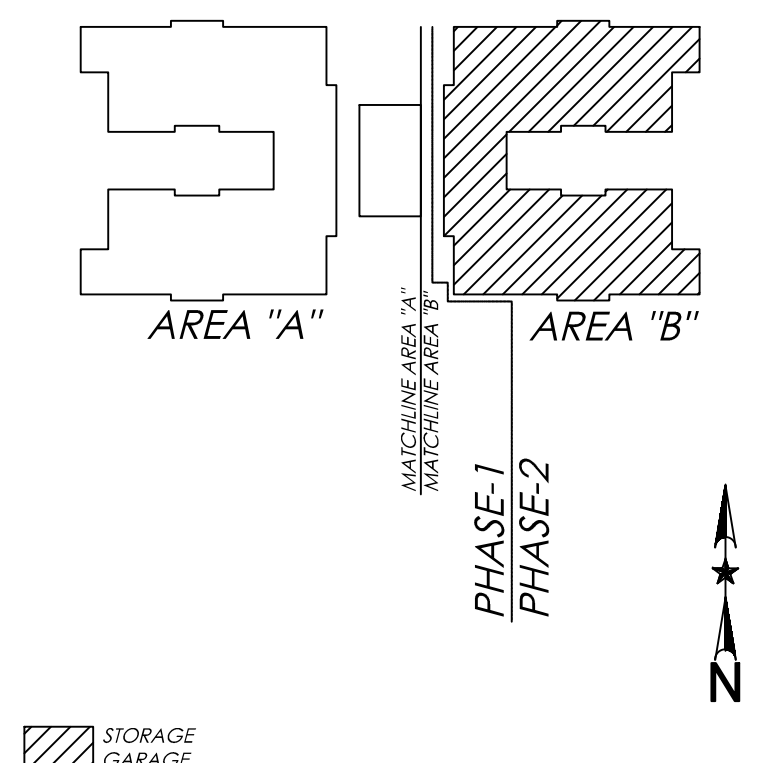
- MINIMUM SIZE OF EXTINGUISHERS MUST BE EITHER 2.5 GALLONS FOR WATER AND 5 GALLONS FOR ABC TYPE. EXTINGUISHERS MUST BE INSTALLED ON SUPPLIED HANGERS, BRACKETS OR CABINETS APPROVED BY THE TEXAS DEPARTMENT OF HUMAN SERVICES (DHS). EXTINGUISHERS MUST BE SURFACE WALL MOUNTED OR RECESSED IN CABINETS WHERE THEY ARE NOT SUBJECT TO PHYSICAL DAMAGE OR DISLOCEMENT. EXTINGUISHERS HAVING A GROSS WEIGHT LESS THAN 40 POUNDS WILL BE INSTALLED WITH THE TOP OF THE EXTINGUISHER NOT MORE THAN 5'-0" A.F.F. EXTINGUISHERS THAT WEIGH MORE THAN 40 POUNDS WILL BE INSTALLED SO THAT THE TOP IS NOT ABOVE 3'-6" A.F.F.. EXTINGUISHER MUST BE A MINIMUM OF 4" ABOVE THE FLOOR INSTALLED.
- AT THE KITCHEN A CLASS "K" FIRE EXTINGUISHER MUST BE PROVIDED IN ADDITION TO THE ABC EXTINGUISHER. THE LOCATION OF THIS EXTINGUISHER MUST COMPLY WITH NFPA 10 AND THE REQUIRED PLACARD MUST BE PLACED NEAR THE EXTINGUISHER THAT STATES THAT THE FIRE PROTECTION SYSTEM SHALL BE ACTIVATED PRIOR TO USING THE FIRE EXTINGUISHER.
- FLOOR DRAIN. SLOPE FLOOR AS SHOWN A MINIMUM OF 1/8" / 1'-0".
- TO MAINTAIN SPRINKLER HEAD CLEARANCES IN STORAGE AREAS THE CONTRACTOR MUST INSTALL A SIGN ON STORAGE ROOMS WITH THE PHRASE "STORAGE NOT ALLOW ABOVE THIS LINE" AND PAINT A LINE ON WALLS AT 18" BELOW THE CEILING.



**FLOOR PLAN - AREA "B"**  
SCALE: 1/8" = 1'-0"



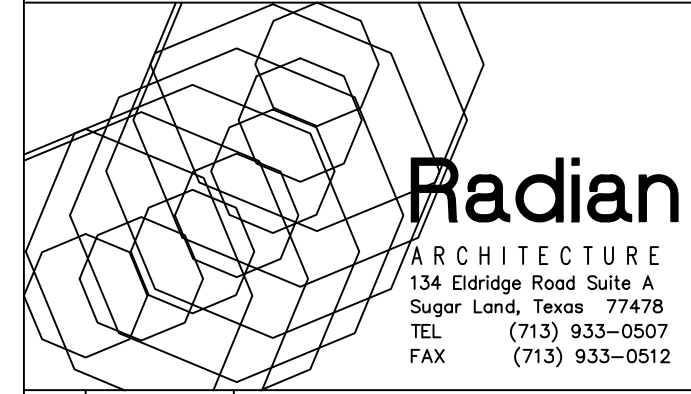
**FLOOR PLAN - STORAGE GARAGE**  
SCALE: 1/8" = 1'-0"




**KEY PLAN**  
SCALE: N.T.S.

**Optimum Personal Care  
Assisted Living Facilities**

1110/12/14 Lakeview Dr.  
Sugar Land, Texas 77478



#	Date	Description
1	12.10.12	SCHEMATIC DESIGN
2	02.28.13	50% CONSTRUCTION DOCS.
3	05.30.13	CONTRACTOR SET
4	08.14.13	CONTRACTOR SET - #2
5	08.30.13	PERMIT / TDADS SETS
6	09.10.13	ACI CHANGES
7	11.25.13	TDADS COMMENTS
8	12.10.13	CITY COMMENTS
9	01.23.14	CITY COMMENTS
10	07.17.14	DOORS/WINDOWS REV.
11	08.20.14	FIRE SCREEN WALL
12	10.14.14	PERMIT SET #2
13	07.07.15	GREAT RM. MILLWORK
14	08.07.15	MILLWORK CLARIFICATION
15	08.31.15	COURTYARD REPLACEMENT



Project No. 1201.31

ARCHITECTURAL FLOOR PLAN

Sheet No.

**A2.2**